

What to do when your ball lands on or next to a cart path...



OR



Right-handed player, Diagrams #1, #2 & #3

Diagram #1

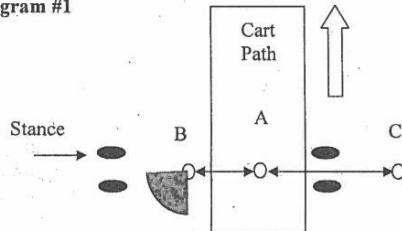


Diagram #2
The "nearest point of relief" is on the left, even though the ball is on the right side of the cart path.

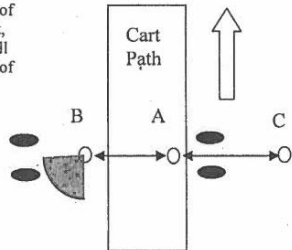


Diagram #3
The "nearest point of relief" is on the right side of this wide cart path.

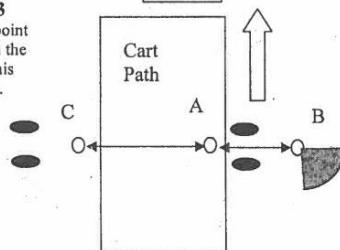
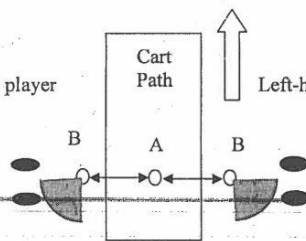


Diagram #4

Right-handed player

Left-handed player



Taking relief from a cart path is a two step procedure.

In Diagrams #1, #2, #3 and #4 Point A is the original position of the ball on the cart path.

Step 1 involves finding the "nearest point of relief."

Simulate an address position on the left side of the cart path (Diagrams #1 & #2 -- right side Diagrams #3 & #4). Point B is where the ball would be positioned and club would be grounded in the simulated address position. Point B is not nearer the hole than Point A, avoids interference from the cart path for lie, stance and area of intended swing and is not in a hazard or on a putting green.

Next, simulate an address position on the right side of the cart path (Diagrams #1 & #2, left side Diagram #3). Point C is not nearer the hole, avoids interference from the cart path and is not in a hazard or on a putting green.

Line A-B is shorter than line A-C, therefore, Point B is "the nearest point of relief."

Step 2 involves dropping the ball on a part of the course within one club-length of Point B, not nearer the hole than Point A, where there is no interference from the cart path for lie, stance and area of intended swing and is not in a hazard or on a putting green (shaded area).

The "nearest point of relief" and drop area will be different for a right-handed player than for a left-handed player.

Please keep in mind that the relief without penalty procedure in Rule 24-2b provides relief from the cart path, but does not guarantee a good lie, stance or area of intended swing. Thus, if Point B is in high rough or in the middle of a hedge, the player's best choice might be to play the ball as it lies from the cart path.

Step 1: Find the nearest point of relief

Step 2: Dropping the ball properly within 1 club length (this can be your longest club in the bag) of the nearest point of relief

Sometimes your best option is to hit off of the cart path...